

RURAL MUNICIPALITY OF ALONSA



2026 FINANCIAL PLAN

THE FINANCIAL PLAN
MUNICIPALITY OF ALONSA
FOR THE YEAR 2026

	Attached	N/A
Page 1 General Operating Fund - Budgeted Revenue & Expenditure	X	
Page 2 General Operating Fund - Budgeted Revenue	X	
Page 3 General Operating Fund - Budgeted Expenditure	X	
Page 4 General Operating Fund - Budgeted Expenditure	X	
Page 5 General Operating Fund - Budgeted Expenditure	X	
Page 6 Utility Operating Fund - Budgeted Revenue & Expenditure		
Utility of _____		X
Utility of _____		X
Page 7 Local Urban District - Budgeted Revenue & Expenditure		
7a LUD of Amaranth	X	
7b LUD of Alonsa	X	
Page 8 Calculation of Tax Levies	X	
Page 9 Sundry Revenue and Expenditure Analysis		X
Page 10 Rural Area and General Municipal Requirements	X	
Page 11 General Operating Fund - Debenture Debt Charges		X
Page 12 Utility Operating Fund - Debenture Debt Charges		X
Page 13 Capital Budget (Current Year)	X	
Page 14 Capital Expenditure Program (Subsequent Five Years)	X	

**GENERAL OPERATING FUND
BUDGETED REVENUE AND EXPENDITURE**

Municipality of Alonsa

For the Year 2026

REVENUE	2025 Budgeted	2025 Actual	2026 Budgeted	2027 Budgeted
Tax Levy - Page 8	1,666,346.90	1,581,093.44	2,127,494.78	
Grants in Lieu of Taxes - Page 8	152,652.45	155,025.68	190,711.28	
Sub - Total	1,818,999.35	1,736,119.12	2,318,206.06	

Requisitions (deduct) - Page 8	954,835.00	954,835.00	1,151,186.00	
Net Municipal Taxes and Grants in Lieu of Taxes	864,164.35	781,284.12	1,167,020.06	2,062,213.32

Other Revenue - Page 2	1,993,910.00	2,283,894.71	1,815,980.00	1,815,980.00
Transfers from Accumulated Surplus & Reserves - pg 2	350,000.00		836,000.00	0.00

Total Revenue	3,208,074.35	3,065,178.83	3,819,000.06	3,878,193.32
----------------------	---------------------	---------------------	---------------------	---------------------

EXPENDITURES

General Government Services	480,805.00	530,460.61	721,946.00	721,946.00
Protective Services	184,000.00	229,549.54	225,250.00	225,250.00
Transportation Services	1,474,300.00	1,199,494.79	1,791,015.00	1,791,015.00
Environmental Health Services	210,000.00	155,635.12	177,000.00	177,000.00
Public Health and Welfare Services	14,162.00	14,162.00	14,162.00	14,162.00
Environmental Development Services	62,500.00	47,541.11	63,320.00	335,000.00
Economic Development Services	102,297.29	102,317.81	102,297.29	102,297.29
Recreation and Cultural Services	32,000.00	31,304.90	243,865.00	32,000.00
Fiscal Services	289,231.03	241,027.09	256,933.03	256,933.03
- Reserves - Page 5	231,090.00	231,090.00	222,590.00	222,590.00

Total Basic Expenditure	3,080,385.32	2,782,582.97	3,818,378.32	3,878,193.32
--------------------------------	---------------------	---------------------	---------------------	---------------------

Allowance for Tax Assets - Page 8	1,341.10	1,341.10	621.74	
-----------------------------------	----------	----------	---------------	--

Total Expenditure	3,081,726.42	2,783,924.07	3,819,000.06	3,878,193.32
--------------------------	---------------------	---------------------	---------------------	---------------------

Net Operating Surplus (Deficit)		281,254.76	-	
---------------------------------	--	------------	---	--

Departmental Use Only	Adopted by Resolution of Council			
	<i>May 15</i>	2026	<i>Tom 1 And</i> (Head of Council)	<i>Thurman</i> (Chief Administrative Officer)

**GENERAL OPERATING FUND
BUDGETED REVENUE AND TRANSFERS
Municipality of Alonsa
For the Year 2026**

OTHER REVENUE	2025 Budgeted	2025 Actual	2026 Budgeted	2027 Budgeted
Taxes Added	15,000.00	16,418.39	20,000.00	20,000.00
Other - Amusements (Raffle)	-	-	-	-
Rent - Westlake Watershed District	3,600.00	3,600.00	3,600.00	3,600.00
Office Cleaning - WWD				
Permits - Building	2,000.00	1,260.00	2,000.00	2,000.00
Sales of Service - General Government (Tax Certificates #0841 & Photocopies/faxes #0842)	10,000.00	4,500.15	5,000.00	5,000.00
Misc. Revenue & Maps	30,000.00	24,414.35	30,000.00	30,000.00
Environmental - Landfill Tipping	5,000.00	400.00	2,500.00	2,500.00
Machine Rental & Plowing	5,400.00	2,144.65	5,500.00	5,500.00
Sales of Service - Grass Cutting #0906	5,000.00	5,670.00	6,000.00	6,000.00
Sales of Service - Dust Control	8,500.00	9,744.00	10,750.00	10,750.00
Sales of Goods - Culverts	6,500.00	100.00	2,000.00	2,000.00
Rentals - Drum Roller	1,000.00	1,000.00	1,040.00	1,040.00
- Leases (Crown Lands)	392,500.00	398,494.28	410,000.00	410,000.00
Aggregate - Transportation Fees	20,000.00	30,154.20	30,000.00	30,000.00
Return From Investments	76,500.00	32,709.33	40,000.00	40,000.00
Tax and Redemption Penalties	50,000.00	43,364.24	45,000.00	45,000.00
Municipal Trading Co. Rebate	8,000.00	10,946.08	10,000.00	10,000.00
Municipal Operating Grant	553,000.00	557,565.01	568,000.00	568,000.00
CCBF (Gas Tax) - Federal	70,090.00	70,090.00	70,090.00	70,090.00
Other Income	20,000.00	-	50,000.00	50,000.00
By-Law #1550/1554 - Ranch Estates	4,500.00	3,000.00	4,500.00	4,500.00
Proceeds on Real Estate-Completed Sales	425,000.00	217,432.19	500,000.00	500,000.00
Total Other Revenue - Page 1	1,711,590.00	1,433,006.87	1,815,980.00	1,815,980.00

Transfers From:

- Accumulated Surplus (only use if needed)	413,517.21	-	836,000.00	
Reserves - Page 13	-			
Total Transfers - Page 1	413,517.21	-	836,000.00	-

TOTAL OTHER REVENUE & TRANSFERS	2,125,107.21	1,433,006.87	2,651,980.00	1,815,980.00
--	---------------------	---------------------	---------------------	--------------

BUDGETED EXPENDITURES
Rural Municipality of Alonsa
For the Year 2026

2025	2025	2026	2027
Budgeted	Actual	Budgeted	Budgeted

GENERAL GOVERNMENT SERVICES

1100	Legislative	100,000.00	100,684.78	102,500.00	102,500.00
<i>GENERAL ADMINISTRATIVE</i>					
1212	Administration Wages & Benefits	170,000.00	139,580.90	235,000.00	235,000.00
1215	Office	90,000.00	90,200.92	115,000.00	115,000.00
1216	Legal	20,000.00	43,672.37	100,000.00	100,000.00
1217	Audit	12,250.00	15,418.79	16,500.00	16,500.00
1218	Assessment	16,555.00	16,555.00	16,996.00	16,996.00
1240	Taxation	1,500.00	2,284.03	2,350.00	2,350.00
1220	Consulting Fees	-	1,575.00	1,600.00	1,600.00
<i>OTHER GENERAL GOVERNMENT</i>					
1310	Elections (<i>in case of bi-election</i>)	1,500.00	-	7,000.00	7,000.00
1320	Conventions	3,000.00	1,959.02	2,000.00	2,000.00
1330	Insurance Premiums	54,000.00	113,184.26	115,000.00	115,000.00
1350	Grants (<i>includes Stars</i>)	11,000.00	5,345.54	6,000.00	6,000.00
1360	Other General Government - Sundry	500.00	-	500.00	500.00
1991	Union	500.00	-	1,500.00	1,500.00
TOTAL GENERAL GOVERNMENT SERVICES - Page 1		480,805.00	530,460.61	721,946.00	721,946.00

PROTECTIVE SERVICES

2400	Fire Departments	155,000.00	208,675.85	200,000.00	200,000.00
<i>EMERGENCY MEASURES</i>					
2460	Flood Control/Emergency Work	5,000.00	428.00	2,500.00	2,500.00
2550	Other -9-1-1	6,100.00	6,408.85	7,000.00	7,000.00
<i>OTHER PROTECTION</i>					
2621	Building Inspection	10,500.00	8,719.89	10,000.00	10,000.00
2640	Animal & Pest Control	2,400.00	1,710.95	2,000.00	2,000.00
2650	By-Law Enforcement	5,000.00	3,606.00	3,750.00	3,750.00
TOTAL PROTECTIVE SERVICES - Page 1		184,000.00	229,549.54	225,250.00	225,250.00

TRANSPORTATION SERVICES

<i>Roads & Streets</i>					
32300	Equipment Operator's Wages & Benefits	325,000.00	321,986.71	335,000.00	335,000.00
32301-22	Public Works Development & Training	1,500.00	1,260.18	1,315.00	1,315.00
32302	Equipment Fuel	100,000.00	77,000.00	115,000.00	115,000.00
32303-10	Graders Repairs, Maint & Lease	42,000.00	56,365.80	150,000.00	150,000.00
32303-11	Tractor & Mower Repairs & Maintenance	20,000.00	11,638.85	17,500.00	17,500.00
3000	PW Clothing Allowances	2,000.00	1,123.31	1,200.00	1,200.00
32303	Municipal Truck - Repairs & Maintenance	7,500.00	14,911.59	15,000.00	15,000.00
32305	Workshop & Yard Operations	45,000.00	42,163.82	43,000.00	43,000.00
32306	Public Works - Mileage/Meals	500.00	1,059.10	1,000.00	1,000.00
4344	Interest on Grader Financing	-	6,750.08	6,000.00	6,000.00
32311	Road Maintenance	500,000.00	507,543.16	675,000.00	675,000.00
32321	Road Construction (includes ditching)	270,000.00	65,979.00	225,000.00	225,000.00
32330	Drainage Licenses & Surveys	31,500.00	16,891.15	25,000.00	25,000.00
32341	Brushing	30,000.00	16,049.40	30,000.00	30,000.00
32350	Mowing - Contract	45,000.00	-	90,000.00	90,000.00
32323	Snow Clearing & Removal	4,800.00	1,147.00	2,000.00	2,000.00
32371	Snowfencing	2,000.00	3,040.00	2,500.00	2,500.00
32400	Culverts	30,000.00	38,269.27	40,000.00	40,000.00
32500	Street Lighting	17,500.00	16,316.37	16,500.00	16,500.00
TOTAL TRANSPORTATION SERVICES - To Page 1		1,474,300.00	1,199,494.79	1,791,015.00	1,791,015.00

BUDGETED EXPENDITURE

Municipality of Alonsa

For the Year 2026

2025 Budgeted	2025 Actual	2026 Budgeted	2027 Budgeted
------------------	----------------	------------------	------------------

ENVIRONMENTAL HEALTH SERVICES

Garbage & Waste Collection

4231	Landfill Caretaker Wages, Allowances & Benefits	105,000.00	90,482.04	110,000.00	110,000.00
4332	Landfill Caretaker's Mileage	12,000.00	8,456.56	9,000.00	9,000.00
4334	Casual Landfill Wages & Benefits	8,000.00	2,975.12	1,000.00	1,000.00
4330	Nuisance Grounds	60,000.00	41,183.95	42,000.00	42,000.00
4336	Lagoon	25,000.00	12,537.45	15,000.00	15,000.00
TOTAL ENVIRONMENTAL HEALTH SERVICES - To Page 1		210,000.00	155,635.12	177,000.00	177,000.00

PUBLIC HEALTH & WELFARE SERVICES

Hospital Care & Social Welfare

5370	Hospital Care	-	-	-	-
------	---------------	---	---	---	---

Social Welfare

5410	Administration (Welfare)	14,162.00	14,162.00	14,162.00	14,162.00
	Other -Works Projects	-	-	-	-
TOTAL PUBLIC HEALTH & WELFARE SERVICES - Page 1		14,162.00	14,162.00	14,162.00	14,162.00

ENVIRONMENTAL DEVELOPMENT SERVICES

6220	General Land Assembly (Green Team Students)	20,500.00	9,025.00	21,320.00	21,320.00
6220-100	Planning & Zoning	1,000.00	-	1,000.00	1,000.00
6220-200	Green Team Student Deductions	1,000.00	-	1,000.00	1,000.00
6241	Other - Recycling	40,000.00	38,516.11	40,000.00	40,000.00
TOTAL ENVIRONMENTAL SERVICES - Page 1		62,500.00	47,541.11	63,320.00	63,320.00

BUDGETED EXPENDITURE

Municipality of Alonsa

For the Year 2026

2025 Budgeted	2025 Actual	2026 Budgeted	2027 Budgeted
------------------	----------------	------------------	------------------

ECONOMIC DEVELOPMENT SERVICES

7125	Veterinary Services	18,000.00	18,000.00	18,000.00	18,000.00
7130	<i>Watershed Districts</i>				
	Whitemud (still 2025 amount)	4,923.37	4,943.89	4,923.37	4,923.37
	Inter-Mountain	1,257.00	1,257.00	1,257.00	1,257.00
	Westlake Watershed	78,116.92	78,116.92	78,116.92	78,116.92
7400	Other Economic Dev - Harbour	-	-	-	-
7410	Tourism	-	-	-	-
TOTAL ECONOMIC DEVELOPMENT SERVICES		102,297.29	102,317.81	102,297.29	102,297.29

RECREATIONAL & CULTURAL SERVICES

8110	Recreation	-	-	-	-
8120	Community Centres & Halls	25,000.00	25,000.00	25,000.00	25,000.00
8210	Bi-Pole Money Disbursements	-	-	211,865.00	-
8230	Parks & Playgrounds & Gardens	1,000.00	550.00	1,000.00	1,000.00
8240	Museums	1,000.00	754.90	1,000.00	1,000.00
8250	Skating Rinks & Arenas	5,000.00	5,000.00	5,000.00	5,000.00
TOTAL RECREATIONAL & CULTURAL SERVICES		32,000.00	31,304.90	243,865.00	32,000.00

FISCAL SERVICES

9111	L.U.D. of Amaranth - Page 7a	27,723.71	27,723.71	30,711.00	30,711.00
9112	L.U.D. of Alonsa - Page 7b	11,279.63	11,279.63	11,222.03	11,222.03
9320	Transfer to Capital - Page 13	220,450.00	202,023.75	215,000.00	215,000.00
TOTAL FISCAL SERVICES - TO PAGE 1		259,453.34	241,027.09	256,933.03	256,933.03

TRANSFER TO RESERVES

	General Reserves	5,000.00	5,000.00	5,000.00	5,000.00
	Machinery & Equipment Reserve	100,000.00	100,000.00	100,000.00	100,000.00
	Fire Department	40,000.00	40,000.00	40,000.00	40,000.00
	Lagoon Reserve	11,000.00	11,000.00	2,500.00	2,500.00
	Gas Tax Reserve	70,090.00	70,090.00	70,090.00	70,090.00
	Landfill Reserve	5,000.00	5,000.00	5,000.00	5,000.00
TOTAL TRANSFERS - TO PAGE 1		231,090.00	231,090.00	222,590.00	222,590.00

BUDGETED REVENUE AND EXPENDITURE
Municipality of Alonsa L.U.D. of Amaranth
For the Year 2026

EXPENDITURES	2025 Budgeted	2025 Actual	2026 Budgeted	2027 Budgeted
General Government Services				
Legislative (Indemnities)	3,600.00	3,600.00	3,600.00	3,600.00
Total General Government Services	3,600.00	3,600.00	3,600.00	3,600.00
Transportation Services				
Roads & Streets - Calcium (6000L)	2,600.00	2,520.00	2,700.00	2,700.00
Sidewalks & Boulevards			-	-
Ditches & Road Drainage	3,500.00	-	4,000.00	4,000.00
Snow & Ice Removal	-	135.00	200.00	200.00
Street Lighting & Xmas Lights	3,000.00	56.00	3,000.00	3,000.00
Other - Brushing	5,000.00	-	5,000.00	5,000.00
Total Transportation Services	14,100.00	2,711.00	14,900.00	14,900.00
Environmental Health Services				
Garbage Collection	1,000.00	600.00	1,000.00	1,000.00
Total Environment Services	1,000.00	600.00	1,000.00	1,000.00
Environmental Development Services				
Weed Control	-	-	-	-
Other - Town Maintenance	25,000.00	26,000.00	30,000.00	30,000.00
Total Enviro Developmental Services	25,000.00	26,000.00	30,000.00	30,000.00
Recreation and Cultural Services				
Public Parks	2,500.00	-	2,500.00	2,500.00
Total Recreation and Cultural Services	2,500.00	-	2,500.00	2,500.00
Transfers				
Deferred Surplus	-	-	-	-
Capital Fund	-	-	-	-
Reserves	-	-	-	-
Total Transfers	-	-	-	-
TOTAL OPERATING EXPENDITURES	46,200.00	32,911.00	52,000.00	52,000.00

REVENUE				
Unexpended - Prior Years' Levies	12,976.29	12,976.29	13,289.00	13,289.00
Transfer from Reserve (Only transfer as a levy if needed)	5,500.00	-	8,000.00	6,000.00
Bi-Pole Money				
Amount Required from Municipality - Page 5	27,723.71		30,711.00	32,711.00
Municipal Revenues Allocated to L.U.D. Tax Levy (Last Year Actual)		27,723.71		
TOTAL OPERATION REVENUE	46,200.00	40,700.00	52,000.00	52,000.00

Expenditure Under (Over) Revenue 13,289.00

Net Requirement - to be raised by Taxation 30,712.21

Assessment (Taxable & Grants)	2,367,030.00	2,441,740.00
Mill Rate	11.713	12.578

L.U.D.		MUNICIPALITY	
<i>Manell Houle</i> Chairman		<i>Tom Andrus</i> Reeve	
		<i>D. Desrosiers</i> C.A.O.	

BUDGETED REVENUE AND EXPENDITURE
Municipality of Alonsa L.U.D. of Alonsa
For the Year 2026

EXPENDITURES	2025 Budgeted	2025 Actual	2026 Budgeted	2027 Budgeted
General Government Services				
Legislative (Indemnities)	3,600.00	2,400.00	3,600.00	3,600.00
Total General Government Services	3,600.00	2,400.00	3,600.00	3,600.00

TRANSPORTATION SERVICES				
Roads & Streets - Calcium	1,600.00	1,260.00	1,600.00	1,600.00
Grass Cutting	5,000.00	5,775.00	6,000.00	6,000.00
Ditches & Road Drainage	300.00	-	300.00	300.00
Street Cleaning				
Snow & Ice Removal	3,000.00	435.00	3,000.00	3,000.00
Street Lighting - Xmas Lights	2,500.00	300.00	2,500.00	2,500.00
Other - Storage Shed	-	-	-	-
Total Transportation Services	12,400.00	7,770.00	13,400.00	13,400.00

ENVIRONMENTAL HEALTH SERVICES				
Garbage Collection	600.00	-	500.00	500.00
Total Environment Health Services	600.00		500.00	500.00

ENVIRONMENTAL DEVELOPMENT SERVICES				
Land Purchase	-	-	-	-
Town Maintenance - Tree Pruning/Clean Sidewalks	500.00	-	500.00	500.00
Total Environment Development Services	500.00	-	500.00	500.00

RECREATIONAL & CULTURAL SERVICES				
Public Parks - Flowers & Flag	1,500.00	152.03	500.00	500.00
Donations	-	-	-	-
Total Recreation and Cultural Services	1,500.00	152.03	500.00	500.00

Transfers				
Transfer to Reserve	1,000.00	1,000.00	1,000.00	1,000.00
Total Transfers	1,000.00	1,000.00	1,000.00	1,000.00

TOTAL OPERATING EXPENDITURES	19,600.00	11,322.03	19,500.00	19,500.00
-------------------------------------	------------------	------------------	------------------	------------------

REVENUE				
Unexpended - Prior Years' Levies	1,720.37	1,720.37	8,277.97	8,277.97
MB Agriculture - Growing Forward Grant				
Bi-Pole Monies				
Transfer from Reserve	4,500.00	-	-	
Donations Received - from Club 2000				

Amount Required from Municipality - Page 5	11,279.63		11,222.03	11,222.03
--	-----------	--	-----------	-----------



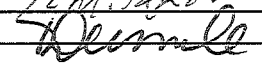
Municipal Revenues Allocated to L.U.D.				
Tax Levy (Last Year Actual)		11,279.63		

TOTAL OPERATION REVENUE	17,500.00	13,000.00	19,500.00	18,500.00
--------------------------------	------------------	------------------	------------------	------------------

Expenditure Under (Over) Revenue	8,277.97
----------------------------------	----------

Net Requirement - to be raised by Taxation	11,279.63	11,222.03
--	-----------	-----------

Assessment (Taxable & Grants)	1,423,770.00	1,423,860.00
Mill Rate	7.790	7.881

L.U.D.		MUNICIPALITY	
	Chairman		Reeve
			C.A.O.

Calculation of Levies

Municipality of Alonsa For the Year: 2026 [B+C+D]

Requisition Taxes	Assessments			Expenditures			Revenues				
	Taxable	Grazing Leases	Grants	Basic	Allowance Tax Assets	Total	M/R Fft	Tax Levy	Grants in Lieu of Taxes	Grazing Leases & Other Revenues	Total
Foundation - Residential/Farm	1,999,530	0	579,420	19,112.00	0.60	19,112.60	7.411	14,818.52	4,294.08		19,112.60
Foundation - Other	75,044,460	13,160,790	5,553,860	1,090,392.00	120.21	1,090,512.21	11.631	872,842.11	64,596.95	153,073.15	1,090,512.21
Special - Turtle River School Division #32	799,660	1,802,230	504,850	41,682.00	1.13	41,683.13	13.417	10,729.04	6,773.57	24,180.52	41,683.13
Special - Frontier School Division #48	77,843,650	14,963,020	6,638,130	1,151,186.00	121.94	1,151,307.94		898,389.67	75,664.60	177,253.67	1,151,307.94
Local Urban Districts											
LUD of Amaranth	1,704,170	0	737,570	30,711.00	1.21	30,712.21	12.578	21,435.05	9,277.16		30,712.21
LUD of Alonsa	1,175,380	0	248,480	11,222.03	0.83	11,222.86	7.882	9,264.35	1,958.52		11,222.86

Special Services Levies	Assessments			Expenditures			Revenues				
	Taxable	Grazing Leases	Grants	Basic	Allowance Tax Assets	Total	M/R Fft	Tax Levy	Grants in Lieu of Taxes	Grazing Leases & Other Revenues	Total
Westlake Watershed District #810	37,044,280	0	4,496,460	78,116.92	21.21	78,138.13	1.881	69,680.29	8,457.84		78,138.13
Whitemud Watershed District #771	10,634,660	0	89,060	4,923.37	9.54	4,932.91	0.460	4,891.94	40.97		4,932.91
Inter-Mountain Watershed District #838	420,310	0	48,920	1,257.00	0.07	1,257.07	2.679	1,126.01	131.06		1,257.07

Reserve Funds	Assessments			Expenditures			Revenues				
	Taxable	Grazing Leases	Grants	Basic	Allowance Tax Assets	Total	M/R Fft	Tax Levy	Grants in Lieu of Taxes	Grazing Leases & Other Revenues	Total
General - Reserve	76,440,010	0	6,880,560	5,000.00	82.55	5,082.55	0.061	4,662.84	419.71		5,082.55
Machinery Replacement	76,440,010	0	6,880,560	100,000.00	68.00	100,068.00	1.201	91,804.45	8,263.55		100,068.00
Fire Department Reserve	76,440,010	0	6,880,560	40,000.00	77.19	40,077.19	0.481	36,767.64	3,309.55		40,077.19
Lagoon Reserve	76,440,010	0	6,880,560	2,500.00	82.94	2,582.94	0.031	2,389.64	213.30		2,582.94
Landfill Reserve	76,440,010	0	6,880,560	5,000.00	82.55	5,082.55	0.061	4,662.84	419.71		5,082.55

General Municipal	Assessments			Expenditures			Revenues				
	Taxable	Grazing Leases	Grants	Basic	Allowance Tax Assets	Total	M/R Fft	Tax Levy	Grants in Lieu of Taxes	Grazing Leases & Other Revenues	Total
Rural Area	73,560,460	0	5,894,510	642,370.99	22.44	642,393.43	8.085	594,736.32	47,657.11		642,393.43
At Large	76,440,010	0	6,880,560	422,550.68	51.25	422,601.93	5.072	387,703.73	34,898.20		422,601.93
Business Tax, Fees				2,474,726.33		2,474,726.33				2,474,726.33	2,474,726.33
Other Revenue and Transfers				4,055,175.61	499.80	3,818,878.12					3,818,878.12
Budget Deficit				5,206,361.61	621.74	4,970,186.06					4,970,186.06
Total Municipal											

RURAL AREA and GENERAL MUNICIPAL REQUIREMENTS

Municipality of Alonsa

For the Year 2026

Part 1 - Analysis of Expenditures Benefitting Rural Area

Acct No.	Account Name	Amount of Expenditure as Shown on Pg 3,4 & 5	Rural Area Expenditure
32301	Equipment Operator's Wages & Benefits	335,000.00	335,000.00
32302	Fuel	115,000.00	115,000.00
32305	Workshop & Yard Operations	43,000.00	43,000.00
32306	Mileage	1,000.00	1,000.00
32303	Grader Supplies & Maintenance	150,000.00	150,000.00
32303	Tractor/Mower Supplies & Maintenance	17,500.00	17,500.00
32303	Truck Supplies & Maintenance	15,000.00	15,000.00
32311	Road Maintenance	675,000.00	675,000.00
32321	Road Construction 100%	225,000.00	225,000.00
32341	Brushing	30,000.00	30,000.00
32323	Snow & Ice Removal	3,000.00	3,000.00
32330	Drainage: Licences & Surveys	30,000.00	30,000.00
32371	Snowfencing	2,500.00	2,500.00
32400	Culverts	40,000.00	40,000.00
32500	Street Lights	16,500.00	16,500.00
4300	Landfill General	42,000.00	42,000.00
4336	Lagoon - General	15,000.00	15,000.00
Total - Part 2		1,755,500.00	1,755,500.00

Part 2 - Calculation of General Municipal Requirements

	Non-Controllable Expenditures	General Municipal/Controllable Expenditures		Totals
		Rural	At Large	
Total Basic Expenditures	236,797.29	1,755,500.00	1,263,830.86	3,256,128.15
Less: Business Taxes Allocated				
Other Revenues Allocated		1,113,129.01	910,741.92	2,023,870.93
Fees Allocated				
Budgeted Deficit Allocated				
Other Allocations				
Sub-totals	236,797.29	642,370.99	353,088.94	1,232,257.22
Less: Net Non-controllable Expenditures	236,797.29			236,797.29
General Municipal Requirements	0.00	642,370.99	353,088.94	995,459.93
		Page 8	Page 8	

CAPITAL BUDGET
Municipality of Alonsa For the Year 2026
Part 1 - CAPITAL EXPENDITURES



Particulars of Expenditure	Estimated Total Cost	Borne by General Fund	Borne by Reserves	Borne by Utility Fund	Borne by Borrowing
EQUIPMENT - Machinery & Equipment Reserve					
V-Plow	36,750.00		36,750.00		
	36,750.00	-	36,750.00		
LANDFILL - Landfill Reserve					
Garbage Trailer	15,000.00		15,000.00		
	15,000.00	-	15,000.00		
OFFICE - General Reserve					
Council Table & Chairs	10,000.00		10,000.00		
Laptop	2,500.00		2,500.00		
New Lights & Furnace at Shop	10,150.00		10,150.00		
Grader Payments	75,000.00		75,000.00		
	22,650.00	-	97,650.00		
FIRE - Fire Department Reserve					
Amaranth	27,500.00		27,500.00		
Alonsa	19,000.00		19,000.00		
Eddystone	60,600.00		60,600.00		
	107,100.00	-	107,100.00		
INFRASTRUCTURE - Gas Tax, General & Landfill Reserves					
ROADS					
Ward 1	405,000.00	195,000.00	210,000.00		
<i>Reykjavik Rd & Bay End Rd</i>					
Ward 2	45,000.00	-	45,000.00		
<i>Kinosota Front</i>					
Ward 5	10,000.00		10,000.00		
<i>Road 110N (tower road)</i>					
Ward 6	78,000.00	20,000.00	58,000.00		
<i>Ridge Rd North</i>					
	538,000.00	215,000.00	323,000.00		
	704,500.00				
TOTAL		215,000.00	579,500.00		

PART 2 GENERAL AND SPECIFIC RESERVE FUND WITHDRAWALS

Reserve Name and By-Law No.	General Fund Transfers		Cash Reserves
	To Operating	To Capital	
<i>By-Law No. 1240 (M & E Reserve)</i>		36,750.00	Amount in reserves December 31/25:
			\$ 120,346.00
<i>By-Law No. 1039 (Gen Reserve)</i>		97,650.00	\$ 290,346.41
		50,000.00	\$ 55,332.52
			\$ 234,240.31
<i>By-Law No. 1484 (Landfill Reserve)</i>		15,000.00	\$ 179,080.48
		113,000.00	\$ 272,660.01
<i>By-Law No. 1265 (Fire Reserve)</i>		107,100.00	\$ 18,414.99
			\$ 15,705.84
<i>By-Law No. 1442 (Gas Tax Reserve)</i>		160,000.00	
	Page 2	579,500.00	

PART 3. BORROWING (Subject to Municipal Board Approval)

PROPOSAL	TEMPORARY FINANCING			REPAYMENT	
	Financing	Revenue Loan	Reserve Loan	Amount	Term
TOTAL - Part 1					

Department Use Only	Adopted by Resolution of Council <i>May 15 2026</i>	 (Head of Council)	
		 (Chief Administrative Officer)	



FIVE YEAR CAPITAL EXPENDITURE PROGRAM
 Rural Municipality of Alonsa
 2026 Financial Plan

PURPOSE	2026 Financial Plan					SOURCE OF FUNDS					
	2027	2028	2029	2030	2031	TOTAL	Operating	Reserves	Debenture Sales	Other	TOTAL
Grader(s)	\$500,000	\$500,000				\$1,000,000		\$200,000	\$800,000		\$1,000,000
RM Office Renovations				\$200,000		\$200,000		\$50,000		\$150,000	\$200,000
Fire Department Equipment					\$300,000	\$300,000		\$150,000	\$150,000		\$300,000
Cold Storage Shop			\$100,000			\$100,000	\$50,000	\$50,000			\$100,000
	\$500,000	\$500,000	\$100,000	\$200,000	\$300,000	\$1,600,000	\$50,000	\$450,000	\$950,000	\$150,000	\$1,600,000

Source of Funds - Annual	2027	2028	2029	2030	2031	TOTAL
Operating			50,000			50,000
Reserves	100,000	100,000	50,000	50,000	150,000	450,000
Debenture Sales	400,000	400,000			150,000	950,000
Other				150,000		150,000
TOTAL						1,600,000

Departmental Use Only

Adopted by Resolution of Council
May 15, 2026


 (Head of Council)

 (Chief Administrative Officer)